

TRAVIS COUNTY ESD #3 BOARD MEETING

TABLE OF CONTENTS

April 24, 2023

1. Agenda	page 1
2. Minutes from March 27, 2023	pages 2 – 3
3. Treasurer’s Report	pages 4 – 14
4. Payments over \$2,000	page 15
5. Sales Tax Statistics	pages 16 – 24
6. Chief’s Monthly Status Report	pages 25 – 27

NOTICE IS HEREBY GIVEN that the Board of Emergency Services Commissioners of Travis County Emergency Services District No. 3 (TCESD3) will hold a regular and publicized meeting at 7:00 p.m. on Monday, April 24, 2023 in the Community Room of TCESD3 Station 302 located at 4111 Barton Creek Blvd., Austin, Travis County, Texas. The subject of and matters to be considered at said meeting include, among other business, the following:

1. Call to order.
2. Proof of quorum.
3. General visitor communications: Receive comments from visitors.
4. Review and approve the minutes of the March 27, 2023 regular meeting for the District.
5. Review and approval of the Treasurers' monthly report for March 2023.
6. Approve payments over \$2,000 from March 24th to April 20, 2023
7. Review Sales Tax Statistics
8. Review of Chief's Monthly Status Reports
 1. Significant incident runs;
 2. Statistics;
 3. Special Project Updates
9. Other Business:
 1. Report on any ESDCC activities. Announcement of the next ESDCC meeting dates.
 2. Commissioner Announcements (no action will be taken on any such announcements).
10. Announcement of future meeting dates of the Board of ESD 03 Commissioners.
11. Adjourn.

By: _____ Herb Holloway, Business Manager

NOTE: The Board of Emergency Services Commissioners reserves the right to adjourn into Closed Meeting at any time during the course of this meeting to discuss any of the agenda items listed above as authorized by Texas Government Code, Section 551.071 (Consultation with Attorney), 551.072 (Deliberations about Real Property), 551.073 (Deliberations about Gifts and Donations), 551.074 (Personnel Matters), and 551.076 (Deliberations about Security Devices) or other applicable law. Travis County Emergency Services District Number 3 is committed to compliance with the Americans with Disabilities Act. Reasonable modification and equal access to communications will be provided upon request. Please call the District Administrative Office at 288-5534 for information. Hearing impaired or speech disabled persons equipped with telecommunication devices for the deaf may call the statewide Relay Program at 1-800-735-2988 or by dialing '711'. Visitor Communications are regular agenda items at monthly meetings of the Board of Emergency Services Commissioners of Travis County Emergency Services District Number 3. Visitors who wish to speak under Visitor's Communications must sign up before the meeting is called to order. Each person, organization or group wishing to address the Board will be allowed a maximum of three (3) minutes to speak on items on the agenda or other business of the District. Speakers may register in person at the posted location of the meeting, starting 30 minutes prior to the start of the meeting and using the form provided. The speaker will give his/her name, address, organizational affiliation, if any, and indicate the subject he/she intends to address. The Board welcomes citizen comment on any issue, but the Open Meetings Act prohibits any board action on issues not posted on the agenda. The District reserves the right to terminate any presentation by a speaker if it is disruptive of the good conduct of the meeting, or is in violation of law.

The undersigned affirms and states that he posted or caused to be posted a true and correct copy of the foregoing notice at a place convenient to the public at the Travis County ESD3 Administrative Office, 4111 Barton Creek Boulevard, Travis County, Texas, a location within said Travis County Emergency Services District Number 3 at _____ .M. on April 20, 2023.

By: _____ Herb Holloway, Business Manager

Minutes of Travis County Emergency Services District #3

March 27, 2023

Attached to and incorporated into these minutes is a copy of the official agenda for the March 27,2023 meeting.

Under Agenda Items 1 & 2: Commissioner President Edd New called the Travis County Emergency Services District #3 (TCESD# 3, the District) Board of Commissioners' regular meeting to order at 7:01 p.m. A quorum was established with Commissioners Carroll Knight, David Detwiler, John Villanacci and Matt Escobedo in attendance. Fire department personnel present at the meeting included: Chief Wittig, Business Manager Holloway, Battalion Chief Torres, Firefighter's Ramsdell, Elkins, Ford, Hensley, Hester, Yocum and Brandt.

Maxwell Locke & Ritter – Auditors for Financials ending September 30, 2022 present with their representative Andrea Burgard C.P.A.

Under Agenda Item 3: Mathew Yocum and Mason Brandt introduced themselves to the Commissioners as newly hired firefighters under their probationary period.

Under Agenda Item 4: Andrea Burgard C.P.A. presented the Audited Financial Statements ending September 30,2022 for acceptance by the Board. Commissioner Villanacci moved to approve. Commissioner Detwiler seconded the motion, which was carried unanimously.

Under Agenda Item 5: At 7:18 p.m. President New called a Closed meeting under section 551.074 of the Texas Government Code regarding discussion, deliberation and action on employment, evaluation, duties or discipline of an employee.

Under Agenda Item 6: The Closed meeting was Reopened into the Regular meeting at 7:55 p.m. No action of the Board was necessary.

Under Agenda Item 7: Chief Wittig presented two proposals from third party vendors (LandPoint and MRA) regarding bids to study the possible growth and expansion of TCESD#3 locations. After discussion of both proposals Commissioner Villanacci moved to let the bid to MRA. Commissioner Escobedo seconded the motion, which was carried unanimously.

Under Agenda Item 8: The minutes of the February 27,2023 Regular meeting were reviewed. Commissioner Knight moved to approve. Commissioner Detwiler seconded the motion, which was carried unanimously.

Under Agenda Item 9: The Treasurers Report ending February 2023 was reviewed. Commissioner Knight moved to approve the report. Commissioner Escobedo seconded the motion, which was carried unanimously.

Under Agenda Item 10: Checks over \$2,000 from February 24th to March 23,2023 were reviewed. Commissioner Villanacci moved to approve. Commissioner Detwiler seconded the motion, which was carried unanimously.

Under Agenda Item 11: Sales Tax Statistics were reviewed.

Under Agenda Item 12: Chief Wittig presented the Monthly Status Report. Chief mentioned that four people would be interviewed in the near future for the open position of a Administrative Assistant and a Training Coordinator.

Under Agenda Item 13: It was announced that the ESDCC would hold its next meeting in May13,2023 at TCESD# 3.

Under Agenda Item 14: It was announced that the next REGULAR Board meetings of TCESD#3 would be held on April 24th, May 22nd and June 26,2023 at Station 302.

Under Agenda Item 15: Meeting was adjourned at 8:45 p.m.

=====

NOTICE IS HEREBY GIVEN that the Board of Emergency Services Commissioners of Travis County Emergency Services District No. 3 (TCESD3) will hold a regular and publicized meeting at 7:00 p.m. on Monday, March 27,2023 in the Community Room of TCESD3 Station 302 located at 4111 Barton Creek Blvd., Austin, Travis County, Texas. The subject of and matters to be considered at said meeting include, among other business, the following:

1. Call to order.
2. Proof of quorum.
3. General visitor communications: Receive comments from visitors.
4. Approve Financial AUDIT ending September 30, 2022, presentation by Maxwell Locke & Ritter – Andrea Burgard
5. Announce a Closed Meeting with Attorney under Section 551.071, Texas Government Code.
6. Resume regular open meeting.
7. Discuss planning and venue of presentations made by third party vendors in the April 2023 Board Meeting from LandPoint and MRA regarding the Districts growth and expansion possibilities.
8. Review and approve the minutes of the February 27,2023 regular meeting for the District.
9. Review and approval of the Treasurers' monthly report for February 2023.
10. Approve payments over \$2,000 from February 24th to March 23, 2023
11. Review Sales Tax Statistics
12. Review of Chief's Monthly Status Reports
 1. Significant incident runs;
 2. Statistics;
 3. Special Project Updates
13. Other Business:
 1. Report on any ESDCC activities. Announcement of the next ESDCC meeting dates.
 2. Commissioner Announcements (no action will be taken on any such announcements).
14. Announcement of future meeting dates of the Board of ESD 03 Commissioners.
15. Adjourn.

By: _____ Herb Holloway, Business Manager

NOTE: The Board of Emergency Services Commissioners reserves the right to adjourn into Closed Meeting at any time during the course of this meeting to discuss any of the agenda items listed above as authorized by Texas Government Code, Section 551.071 (Consultation with Attorney), 551.072 (Deliberations about Real Property), 551.073 (Deliberations about Gifts and Donations), 551.074 (Personnel Matters), and 551.076 (Deliberations about Security Devices) or other applicable law. Travis County Emergency Services District Number 3 is committed to compliance with the Americans with Disabilities Act. Reasonable modification and equal access to communications will be provided upon request. Please call the District Administrative Office at 288-5534 for information. Hearing impaired or speech disabled persons equipped with telecommunication devices for the deaf may call the statewide Relay Program at 1-800-735-2988 or by dialing '711'. Visitor Communications are regular agenda items at monthly meetings of the Board of Emergency Services Commissioners of Travis County Emergency Services District Number 3. Visitors who wish to speak under Visitor's Communications must sign up before the meeting is called to order. Each person, organization or group wishing to address the Board will be allowed a maximum of three (3) minutes to speak on items on the agenda or other business of the District. Speakers may register in person at the posted location of the meeting, starting 30 minutes prior to the start of the meeting and using the form provided. The speaker will give his/her name, address, organizational affiliation, if any, and indicate the subject he/she intends to address. The Board welcomes citizen comment on any issue, but the Open Meetings Act prohibits any board action on issues not posted on the agenda. The District reserves the right to terminate any presentation by a speaker if it is disruptive of the good conduct of the meeting, or is in violation of law.

The undersigned affirms and states that he posted or caused to be posted a true and correct copy of the foregoing notice at a place convenient to the public at the Travis County ESD3 Administrative Office, 4111 Barton Creek Boulevard, Travis CO.

NOTES TO THE FINANCIAL STATEMENTS

- 1) Balance Sheet - The net cash balances have increased by \$2,230,040 compared to the same time last year. Total cash as of March 2023 totaled \$15 million. All other items on the balance sheet are accrual items and they have been updated for the Audit ending 9-30-2022.
- 2) Certificates of Deposit – At the end of April, there will be three CD's maturing.
- 3) Revenue & Expense – March 2023 only. Interest income continues to increase on a monthly basis due the ever-small increases in rates on investments. March property taxes were substantially lower than last March but on track YTD. Emergency Response expense is \$55,691 higher than last March which relates to \$25,000 in Tires and Repairs on two Engines and \$26,000 in bunker gear for the newly hired firefighters.
- 4) Year-to-date Revenue and Expenses are relatively the same as last year except for interest income which is \$151,103 greater along with Sale Tax of \$246,746. Property Tax collections are \$430,872 less than last year which is to be expected, due to a lower tax rate of .0450. Net revenue is \$32,262 higher than last year.
- 5) Actual vs Budget for the six months of October to March are within range for the expenses. Interest, Sales Tax and Reimbursement Income accounts for nearly \$1 million above Budgeted Revenue.
- 6) In the checks over \$2,000 there are amounts to MTech for \$17,212 which accounts for a large underground (6 feet) water leak that was found and repaired, along with replacing or repairing water fixtures. Fuego International \$10,331 is for inspection/repair and cleaning of firefighters bunker gear.

Travis County ESD#3
Balance Sheet Prev Year Comparison
As of March 31, 2023

	Mar 31, 23	Mar 31, 22	\$ Change
ASSETS			
Current Assets			
Checking/Savings			
110 - WF ADVISORS - Cash Sweep	113,563.88	828,517.40	-714,953.52
100 WF Money Market 8960	4,492,426.93	5,708,991.06	-1,216,564.13
102 WF Checking Plus 8760	390,184.76	139,121.40	251,063.36
103 WF RESERVE Savings 7928	798,141.73	794,282.00	3,859.73
104 WF General CDs	1,225,000.00	734,826.64	490,173.36
105 WF RESERVE CDs	980,000.00	735,000.00	245,000.00
107 WF 2005 & 2013 Bond Debt	368,198.28	344,944.46	23,253.82
108 TexPool Investment 001	6,046,629.56	2,914,567.72	3,132,061.84
109 TexPool RESERVE 002	617,692.44	601,546.56	16,145.88
115 Petty Cash	145.00	145.00	0.00
Total Checking/Savings	15,031,982.58	12,801,942.24	2,230,040.34
Accounts Receivable			
125 Accounts Receivable	41,240.05	34,777.65	6,462.40
Total Accounts Receivable	41,240.05	34,777.65	6,462.40
Other Current Assets			
Due from Gen. Fund to Debt Serv	9,592.00	9,592.00	0.00
123 - Sales Tax Receivable	1,030,234.28	867,637.20	162,597.08
1021 Texas Compt. Reserve Acct	8,294.08	7,895.23	398.85
120 A/R Property Taxes 1yr +	60,609.70	72,865.40	-12,255.70
121 Allowance for Doubtful A/Cs	-10,051.00	-10,051.00	0.00
131 - Prepaid Expenses	287,950.50	0.00	287,950.50
Total Other Current Assets	1,386,629.56	947,938.83	438,690.73
Total Current Assets	16,459,852.19	13,784,658.72	2,675,193.47
Fixed Assets			
Land and Land Improvements	1,350,661.00	1,350,661.00	0.00
Fire Trucks and Vehicles	3,537,736.70	3,537,736.70	0.00
Office and Other Equipment	566,471.42	525,458.79	41,012.63
Buildings	7,063,270.73	7,004,120.73	59,150.00
Accumulated Depreciation	-4,768,211.15	-4,404,703.59	-363,507.56
Total Fixed Assets	7,749,928.70	8,013,273.63	-263,344.93
TOTAL ASSETS	24,209,780.89	21,797,932.35	2,411,848.54

Travis County ESD#3
Balance Sheet Prev Year Comparison
As of March 31, 2023

	Mar 31, 23	Mar 31, 22	\$ Change
LIABILITIES & EQUITY			
Liabilities			
Current Liabilities			
Other Current Liabilities			
Accounts Payable - Audit	21,196.81	0.00	21,196.81
Due to Debt Serv. from Gen. Fun	9,592.00	9,592.00	0.00
200 Deferred Revenue - Prop Tax	62,814.03	62,814.03	0.00
260 Accrued salaries payable	185,526.60	155,495.00	30,031.60
Total Other Current Liabilities	279,129.44	227,901.03	51,228.41
Total Current Liabilities	279,129.44	227,901.03	51,228.41
Long Term Liabilities			
Accrued Vacation Payable	367,924.00	355,673.00	12,251.00
2013 Limited Bonds	500,000.00	820,000.00	-320,000.00
Total Long Term Liabilities	867,924.00	1,175,673.00	-307,749.00
Total Liabilities	1,147,053.44	1,403,574.03	-256,520.59
Equity			
Investment in Fixed Assets	7,644,316.61	7,224,153.98	420,162.63
Fund Balance - Unassigned	10,102,871.48	9,994,812.70	108,058.78
Fund Balance - Assigned	2,940,378.40	832,493.04	2,107,885.36
Net Revenue	2,375,160.96	2,342,898.60	32,262.36
Total Equity	23,062,727.45	20,394,358.32	2,668,369.13
TOTAL LIABILITIES & EQUITY	24,209,780.89	21,797,932.35	2,411,848.54

[illegible]7

Total Debt Repayment Schedule																
	Firetrucks and Tower			Series 2003			Series 2005			Series 2013			TOTAL			YEARLY
	Date	Principal	Interest	Total	Principal	Interest	Total	Principal	Interest	Total	Principal	Interest	Total	Principal	Interest	Total
	3/1/2013															
Firetrucks	3/1/2013	75,858	15,124	90,983												
Fire Tower	7/17/2013	24,672	15,244	39,917												
	9/1/2013				165,000	3,011	168,011	65,000	4,100	69,100	50,000	38,975	88,975	280,000	46,086	326,086 \$ 474,058
	3/1/2014							-	2,800	2,800	-	38,475	38,475	-	41,275	41,275
Fire Tower	7/17/2014	25,477	14,440	39,917										25,477	14,440	39,917
Firetrucks	3/2/2014	79,385	11,597	90,983										79,385	11,597	90,983
	9/1/2014							70,000	2,800	72,800	195,000	38,475	233,475	265,000	41,275	306,275 478,450
	3/1/2015							-	1,400	1,400	-	36,525	36,525	-	37,925	37,925
Firetrucks	3/2/2015	83,077	7,905	90,983										83,077	7,905	90,983
Fire Tower	7/17/2015	26,307	13,610	39,917				70,000	1,400	71,400	200,000	36,525	236,525	270,000	37,925	307,925 476,750
	9/1/2015										-	34,525	34,525	-	34,525	34,525
	3/1/2016															
Firetrucks	3/2/2016	86,940	4,042	90,983										86,940	4,042	90,983
Fire Tower	6/1/2016	391,799	11,353	403,152										391,799	11,353	403,152
	9/1/2016										280,000	34,525	314,525	280,000	34,525	314,525 843,185
	3/1/2017										-	31,725	31,725	-	31,725	31,725
	9/1/2017										280,000	31,725	311,725	280,000	31,725	311,725 343,450
	3/1/2018										-	28,925	28,925	-	28,925	28,925
	9/1/2018										290,000	28,925	318,925	290,000	28,925	318,925 347,850
	3/1/2019										-	26,025	26,025	-	26,025	26,025
	9/1/2019										300,000	26,025	326,025	300,000	26,025	326,025 352,050
	3/1/2020										-	21,525	21,525	-	21,525	21,525
	9/1/2020										305,000	21,525	326,525	305,000	21,525	326,525 348,050
	3/1/2021										-	16,950	16,950	-	16,950	16,950
	9/1/2021										310,000	16,950	326,950	310,000	16,950	326,950 343,900
	3/1/2022										-	12,300	12,300	-	12,300	12,300
	9/1/2022										320,000	12,300	332,300	320,000	12,300	332,300 344,600
	3/1/2023										-	7,500	7,500	-	7,500	7,500
	9/1/2023										335,000	7,500	342,500	335,000	7,500	342,500 350,000
	3/1/2024										-	2,475	2,475	-	2,475	2,475
	9/1/2024										85,000	2,475	87,475	85,000	2,475	87,475 89,950
	3/1/2025										-	1,200	1,200	-	1,200	1,200
	9/1/2025										80,000	1,200	81,200	80,000	1,200	81,200 82,400
TOTAL		793,515	93,315	886,835	\$ 165,000	\$ 6,023	\$ 171,023	\$ 205,000	\$ 16,600	\$ 221,600	\$ 3,030,000	\$ 565,235	\$ 3,595,235	\$ 4,193,515	\$ 681,173	\$ 4,874,693

Travis County ESD#3
Revenue & Expense Prev Year Comparison
 March 2023

	Mar 23	Mar 22	\$ Change
Revenue and Expense			
Revenue			
407 INTEREST	31,179.68	1,695.37	29,484.31
410 PROPERTY TAX	24,121.66	112,739.03	-88,617.37
415 SALES TAX ALLOCATION	423,167.38	402,817.71	20,349.67
435 FACILITY RENTAL	712.50	400.00	312.50
460 TRAINING FEES	800.00	0.00	800.00
470 FIRE ACADEMY FEES	-7,878.75	80.00	-7,958.75
Total Revenue	472,102.47	517,732.11	-45,629.64
Expense			
500 COST OF REVENUE ACQUISITION	11,840.19	11,841.16	-0.97
600 EMERGENCY RESPONSE	72,253.35	16,562.73	55,690.62
630 CONTINUED EDUCATION	7,822.08	10,209.74	-2,387.66
640 HUMAN RESOURCES	396,578.34	368,942.27	27,636.07
650 ADMINISTRATION	50,319.83	69,641.56	-19,321.73
670 PREVENTION/PUBLIC EDUCATION	5,388.40	0.00	5,388.40
Total Expense	544,202.19	477,197.46	67,004.73
Net Revenue	-72,099.72	40,534.65	-112,634.37

Travis County ESD#3
Revenue & Expense Prev Year Comparison
October 2022 through March 2023

	Oct '22 - Mar 23	Oct '21 - Mar 22	\$ Change
Revenue and Expense			
Revenue			
407 INTEREST	159,298.88	8,195.31	151,103.57
410 PROPERTY TAX	2,103,531.58	2,534,403.97	-430,872.39
415 SALES TAX ALLOCATION	2,970,919.58	2,724,173.26	246,746.32
435 FACILITY RENTAL	4,002.50	2,009.00	1,993.50
460 TRAINING FEES	800.00	0.00	800.00
470 FIRE ACADEMY FEES	38,871.25	30,361.75	8,509.50
471 EMT SCHOOL FEES	799.25	16,763.85	-15,964.60
480 DONATIONS	3,000.00	4,500.00	-1,500.00
485 MISCELLANEOUS	0.00	2,721.75	-2,721.75
490 WORKERS' COMP RECEIPTS	0.00	863.14	-863.14
493 REIMBURSEMENTS	464,421.00	210,072.81	254,348.19
Total Revenue	5,745,644.04	5,534,064.84	211,579.20
Expense			
500 COST OF REVENUE ACQUISITION	70,172.08	80,265.05	-10,092.97
600 EMERGENCY RESPONSE	339,239.82	164,122.89	175,116.93
630 CONTINUED EDUCATION	117,458.16	83,316.35	34,141.81
640 HUMAN RESOURCES	2,548,477.31	2,633,885.15	-85,407.84
650 ADMINISTRATION	223,925.68	227,426.80	-3,501.12
670 PREVENTION/PUBLIC EDUCATION	12,790.28	0.00	12,790.28
685 MACKEY FIELD	58,419.75	2,150.00	56,269.75
Total Expense	3,370,483.08	3,191,166.24	179,316.84
Net Revenue	2,375,160.96	2,342,898.60	32,262.36

Rev-Exp Budget for the YEAR vs. Actual

October 2022 through March 2023

	Oct '22 - Mar 23	Budget	\$ Over Budget
Revenue and Expense			
Revenue			
407 INTEREST	159,299	7,500	151,799
410 PROPERTY TAX	2,103,532	2,172,294	-68,762
415 SALES TAX ALLOCATION	2,970,920	2,543,448	427,472
435 FACILITY RENTAL	4,003	2,600	1,403
460 TRAINING FEES	800	0	800
470 FIRE ACADEMY FEES	38,871	40,500	-1,629
471 EMT SCHOOL FEES	799	14,500	-13,701
480 DONATIONS	3,000	0	3,000
493 REIMBURSEMENTS	464,421	0	464,421
Total Revenue	5,745,645	4,780,842	964,803
Expense			
500 COST OF REVENUE ACQUISITION	70,172	66,660	3,512
600 EMERGENCY RESPONSE	339,240	469,748	-130,508
630 CONTINUED EDUCATION	117,458	138,075	-20,617
640 HUMAN RESOURCES	2,548,477	2,771,067	-222,590
650 ADMINISTRATION	223,926	262,586	-38,660
670 PREVENTION/PUBLIC EDUCATION	12,790	13,200	-410
685 MACKEY FIELD	58,420	0	58,420
Total Expense	3,370,483	3,721,336	-350,853
Net Revenue	2,375,162	1,059,506	1,315,656

Travis County ESD#3
Profit & Loss
October 2022 through March 2023

Oct '22 - Mar 23

Revenue and Expense

Revenue

407 INTEREST	159,298.88
410 PROPERTY TAX	
4101 Prop Tax Current	2,098,801.84
4102 Prop Tax Prior	4,729.74
Total 410 PROPERTY TAX	<u>2,103,531.58</u>
415 SALES TAX ALLOCATION	2,970,919.58
435 FACILITY RENTAL	
4351 BC Room Rental	2,062.50
4352 Mackey Field rental	1,990.00
435 FACILITY RENTAL - Other	-50.00
Total 435 FACILITY RENTAL	<u>4,002.50</u>
460 TRAINING FEES	800.00
470 FIRE ACADEMY FEES	38,871.25
471 EMT SCHOOL FEES	
4737 - EMT Academy 26	951.90
4736 - EMT Academy 25	-152.65
Total 471 EMT SCHOOL FEES	<u>799.25</u>
480 DONATIONS	
General Donations	3,000.00
Total 480 DONATIONS	<u>3,000.00</u>
493 REIMBURSEMENTS	
4934 TIFMAS	463,026.71
493 REIMBURSEMENTS - Other	1,394.29
Total 493 REIMBURSEMENTS	<u>464,421.00</u>
Total Revenue	<u><u>5,745,644.04</u></u>

Expense

500 COST OF REVENUE ACQUISITION	
501 Prop Tax Coll & Val fees	4,753.68
502 Sales Tax Collection Costs	65,418.40
Total 500 COST OF REVENUE ACQUISITION	<u>70,172.08</u>
600 EMERGENCY RESPONSE	
602 Pagers	72.00
603 Dispatch & Communications	42,482.89
604 Fuel	15,968.98
605 SCBA Maintenance	20,125.12
606 Vehicle Maint & Repairs	110,379.48
608 Vehicle Supplies	83,986.37
609 Uniforms & Protective Gear	49,071.15
611 Supplies - EMS	4,311.83
613 Auto Insurance	12,842.00
Total 600 EMERGENCY RESPONSE	<u><u>339,239.82</u></u>

Travis County ESD#3
Profit & Loss
October 2022 through March 2023

Oct '22 - Mar 23

630 CONTINUED EDUCATION	
631 Training - EMS	335.12
632 Training - Fire & Rescue	38,404.32
633 Seminars & Conferences	20,899.21
634 Fire Academy	49,400.45
635 EMT Certification School	
635 / 11 EMT-B Cert	4,980.66
635 EMT Certification School - Other	3,438.40
Total 635 EMT Certification School	8,419.06
Total 630 CONTINUED EDUCATION	117,458.16
640 HUMAN RESOURCES	
641 Benefits & Payroll Tax	628,939.54
642 Payroll	1,915,986.35
644 Certifications	3,551.42
Total 640 HUMAN RESOURCES	2,548,477.31
650 ADMINISTRATION	
651 Building Maint.	99,444.46
652 Office Supplies	14,813.22
653 Station Supplies	6,291.73
654 Bank Fees	0.00
655 Dues & Subscriptions	1,659.29
656 Information Technology	16,947.40
657 Postage & Handling	417.03
658 Property & Liability Insura	21,184.00
659 Professional Services	20,953.10
660 Public Notices/Articles	528.00
661 Telephone	253.06
662 Utilities	33,934.39
663 Bond Debt	
6632 Bond Debt Interest	7,500.00
Total 663 Bond Debt	7,500.00
Total 650 ADMINISTRATION	223,925.68
670 PREVENTION/PUBLIC EDUCATION	
672 Public Education	12,790.28
Total 670 PREVENTION/PUBLIC EDUCATION	12,790.28
685 MACKEY FIELD	
6851 Mackey Facility Building	58,419.75
Total 685 MACKEY FIELD	58,419.75
Total Expense	3,370,483.08
Net Revenue	2,375,160.96

TRAVIS COUNTY ESD #3

PROPERTY TAX REVENUE COLLECTION COMPARISON

FISCAL YEAR ENDING						
2022			2023		Compared to prior year	
	For all prior to 2021 taxes	For Prior 2022	For all prior to 2021 taxes	For Current 2022-2023	Month \$	
OCT	\$3,998	\$15,762	\$4,249	\$0	-\$15,762	-100%
NOV	\$1,635	\$122,116	\$758	\$36,967	-\$85,149	-70%
DEC	\$537	\$1,097,516	\$493	\$783,307	-\$314,209	-29%
JAN	-\$622	\$992,189	\$3,216	\$916,427	-\$75,762	-8%
FEB	-\$1,648	\$201,540	\$15	\$375,603	\$174,063	86%
MAR	\$2,516	\$105,621	\$174	\$22,246	-\$83,375	-79%
APR	-\$456	\$12,614			-\$12,614	-100%
MAY	-\$119	\$14,607			-\$14,607	-100%
JUN	\$649	\$3,495			-\$3,495	-100%
JUL	\$230	\$13,333			-\$13,333	-100%
AUG	\$401	\$3,542			-\$3,542	-100%
SEPT	-\$28,979	\$1,175			-\$1,175	-100%
YEAR	-\$21,858	\$2,583,510	\$8,905	\$2,134,550	\$ (448,960)	
	\$	2,561,652		\$ 2,143,455		
				2022-23 Tax Levy	\$2,227,447	

NET CERTIFIED TAXABLE PROPERTY VALUE UPDATES FROM TCAD

	FISCAL YEAR ENDING				Inc/(Dec) from	
	2021		2022		Prior Year \$	Prior Year %
	2,020	2021	2021	2022		
Rec'd						
OCT	\$3,632,038,704	\$4,035,391,528	\$4,021,203,201	\$4,949,880,774	\$928,677,573	26%
NOV	\$3,632,038,704	\$4,035,391,528	\$4,019,412,721	\$4,939,469,343	\$920,056,622	25%
DEC	\$3,632,038,704	\$4,032,385,975	\$4,019,412,721	\$4,939,469,343	\$920,056,622	25%
JAN	\$3,630,163,925	\$4,029,641,970	\$4,019,412,721	\$4,939,469,343	\$920,056,622	25%
FEB	\$3,626,185,253	\$4,021,663,018	\$4,016,568,527	\$4,928,211,764	\$911,643,237	25%
MAR	\$3,627,759,487	\$4,027,515,402	\$4,016,568,527	\$4,928,211,764	\$911,643,237	25%
APR	\$3,625,959,487	\$4,026,173,985			\$0	0%
MAY	\$3,623,799,487	\$4,022,821,708			\$0	0%
JUN	\$3,623,797,764	\$4,022,828,637			\$0	0%
JUL	\$3,623,797,764	\$4,022,023,884			\$0	0%
AUG	\$3,623,797,747	\$4,021,749,068			\$0	0%
SEPT	\$4,021,431,313	\$4,974,785,781			\$0	0%

2018-2019 Tax Levy on 6,028 Parcels is \$3,281,236,467 at a tax rate of .0975

2019-2020 Tax Levy on 6,025 Parcels is \$3,504,957,784 at a tax rate of .0800

2020-2021 Tax Levy on 6,069 Parcels is \$3,677,674,279 at a tax rate of .0790

2021-2022 Tax Levy on 6,056 Parcels is \$4,022,828,637 at a tax rate of .0650

\$2,614,838

2022-2023 Tax Levy on 6,056 Parcels on \$4,974,785,781 would compute to a NO NEW tax rate of .0538

ADOPTED RATE FOR 2022-2023 is .0450

\$2,227,447

Checks over \$2,000 for the period of March 24, 2023 to April 21, 2023

<u>Date</u>	<u>Num</u>	<u>Name</u>	<u>Memo</u>	Amount
3/27/2023	18093	GB Auto Service	Tires-2 engines	\$10,320.90
3/28/2023	draft	COSTCO	Numerous Charges	\$5,291.21
3/30/2023	draft	Wells Fargo Money Market	Transfer to Checking	\$450,000.00
4/6/2023	draft	Paychex	Employee 457 Contribution	\$17,358.88
4/6/2023	draft	Paychex	Employer 401 Matching	\$20,455.40
4/6/2023	draft	Paychex	Net Payroll	\$106,483.17
4/6/2023	draft	Paychex	Employment Taxes	\$42,046.07
4/18/2023	draft	Wells Fargo Money Market	Transfer to Checking-Additional	\$250,000.00
4/18/2023	draft	Paychex	Employee 457 Contribution	\$17,798.02
4/18/2023	draft	Paychex	Employer 401 Matching	\$21,400.48
4/18/2023	draft	Paychex	Net Payroll	\$113,680.84
4/18/2023	draft	Paychex	Employment Taxes	\$45,720.89
4/19/2023	18098	Texas Association of Counties	Health Insurance	\$43,459.88
4/19/2023	18103	Austin Fire Department	6 Months of Dispatch	\$20,856.82
4/19/2023	18109	City of Austin Fleet	Fuel	\$2,068.07
4/19/2023	18112	Fast & Friendly Promotions	Polos, Pants & Hats	\$7,755.00
4/19/2023	18119	MTech	Plumbing Leak Repair	\$15,844.50
4/19/2023	18126	The Hartford	Accident Insurance	\$4,109.29
4/19/2023	18127	Travis County ESD#6	Truck Repairs	\$2,962.27
4/20/2023	18130	Fuego International	Bunker Gear Repairs	\$10,330.95
4/20/2023	18131	MTech	Toilet repairs	\$1,367.47

Oak Hill Fire Department
Travis County Emergency Services District #3

Station 301
Circle Drive
9211 Circle Drive
Austin, Texas 78736
512-288-5576
Fax 512-288-5903



Station 302
Barton Creek
4111 Barton Creek
Austin, Texas 78735
Admin 512-288-5534
Fax 512-288-5844

April 2023 Sales Tax Summary

The April allocation reflects sales made during the month of February.

Our April sales tax allocation was \$408,313. This was up 14.6% (\$51,933) compared to April 2022 and up 9.6% (+\$291,790) for the fiscal year to date.

Our top 10 large companies accounted for 55.4% (+\$151,352), our top 30 large companies accounted for 69.4% (+\$172,574), and our top 100 large companies accounted for 85.1% (+\$251,210) of our total fiscal year collections.

Our largest building supply vendor reflected an approximate reduction of 10% in their monthly allocation compared to one year ago.

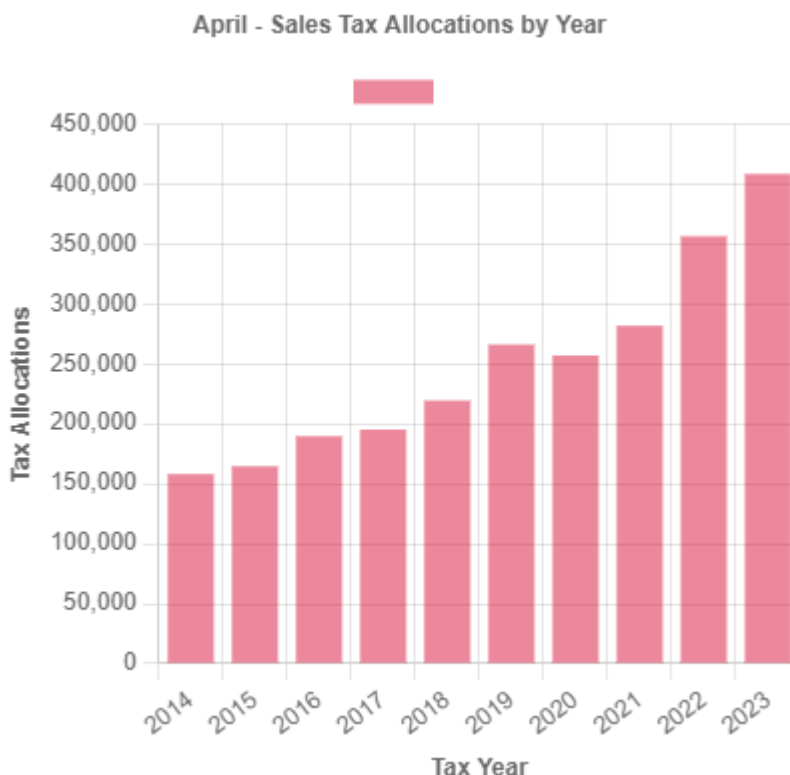


Chart Source: Municipal Advisory Council of Texas (mactexas.com)

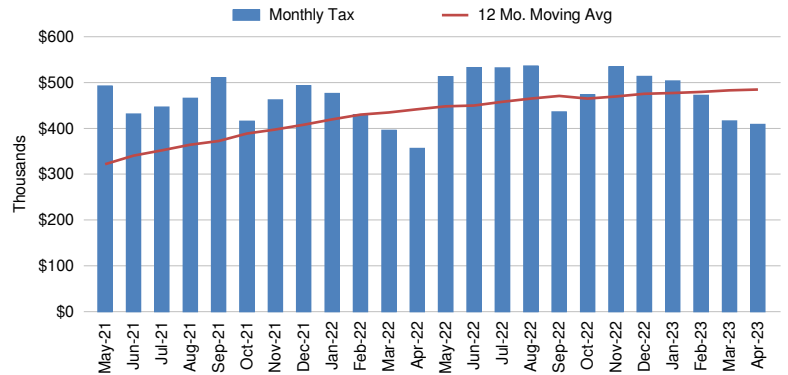
HdL Companies
SALES TAX SNAPSHOT
Travis Co Esd 3

Apr-23

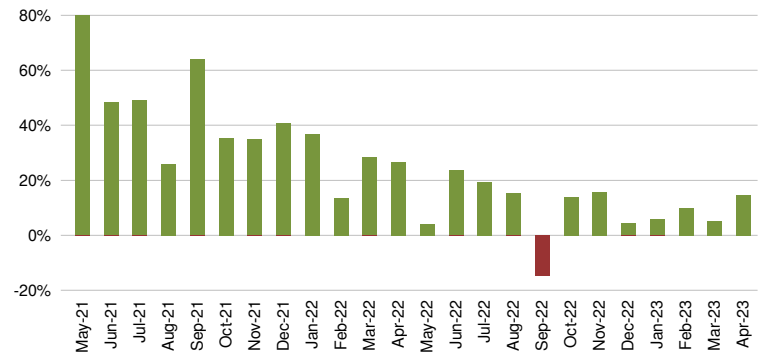
Sales Tax Net Payments

FY Mo.	FY2022	FY2023	YoY % Change
Oct	\$ 415,501	\$ 473,139	13.9%
Nov	\$ 462,365	\$ 534,450	15.6%
Dec	\$ 493,015	\$ 513,548	4.2%
Jan	\$ 475,924	\$ 503,201	5.7%
Feb	\$ 429,775	\$ 471,711	9.8%
Mar	\$ 395,443	\$ 415,831	5.2%
Apr	\$ 356,380	\$ 408,313	14.6%
May	\$ 512,476		
Jun	\$ 532,652		
Jul	\$ 532,030		
Aug	\$ 535,990		
Sep	\$ 435,732		
FYTD	\$ 3,028,404	\$ 3,320,194	9.6%
FY Total	\$ 5,577,284		

Sales Tax Net Payments Trend



Sales Tax Net Payments Change - YoY



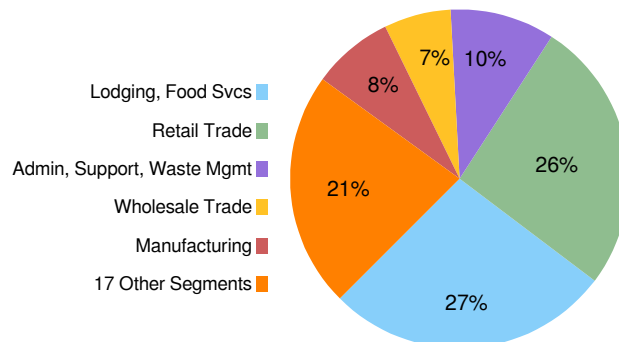
Top 10 Taxpayers

Rank	Company	FYTD Collections	% Total
1	OMNI BARTON CREEK, INC.		
2	MCCOY CORPORATION		
3	AMAZON.COM SERVICES INC (MARKETPLACE)		
4	AUSTIN READY-MIX, LLC		
5	AMAZON FULFILLMENT SERVICES INC		
6	FP LEGACY LANDSCAPING LLC		
7	BAREFOOT MOSQUITO AND PEST CONTROL INC		
8	TOP CHOICE LAWN CARE, LLC		
9	SKY MARKETING CORPORATION		
10	APPLE INC.		
Top 10 Companies		\$ 1,876,381	55.4%
4719 Other Large Companies		\$ 1,450,044	42.8%
Small Companies/Other		\$ 23,517	0.7%
Single Local Tax Rate (SLT)		\$ 37,490	1.1%
Total		\$ 3,387,432	100.0%

Industry Segment Collections Trend - YoY % Chg

SEGMENT	Nov	Dec	Jan	Feb	Mar	Apr
Lodging, Food Svcs	29.1%	-9.7%	11.9%	14.0%	76.7%	18.2%
Retail Trade	6.3%	10.1%	-6.0%	-1.0%	-15.3%	-3.7%
Admin, Support, Waste Mgmt	11.7%	0.7%	16.7%	19.7%	8.5%	35.7%
Manufacturing	3.1%	-3.4%	-38.2%	-0.7%	-32.5%	-12.1%
Wholesale Trade	3.5%	16.0%	6.5%	29.0%	-33.3%	15.0%
All Others	20.2%	29.7%	32.9%	11.1%	16.1%	35.3%
Total Collections	15.6%	3.9%	5.8%	9.8%	5.1%	14.8%

Sales Tax Collections by Industry Segment

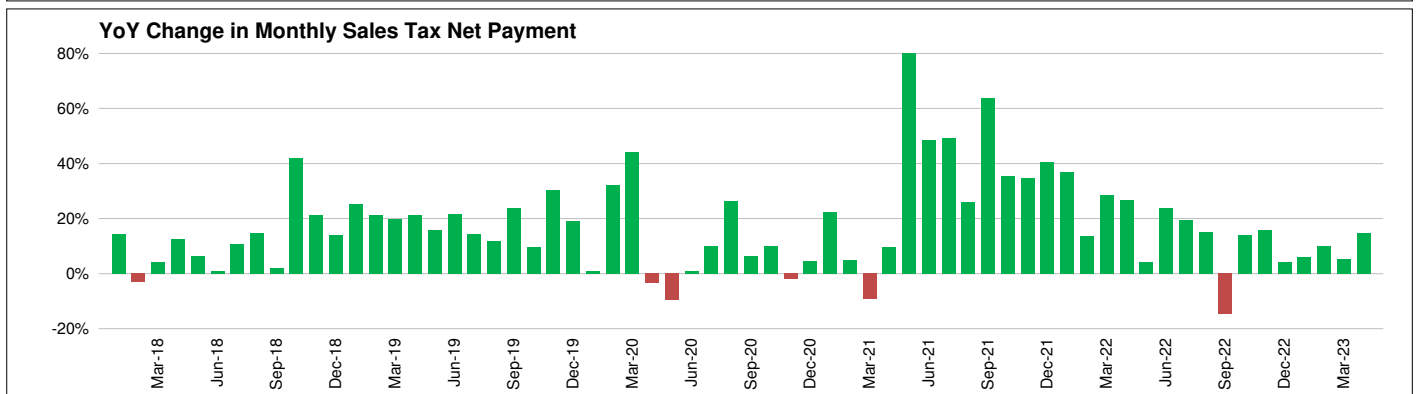
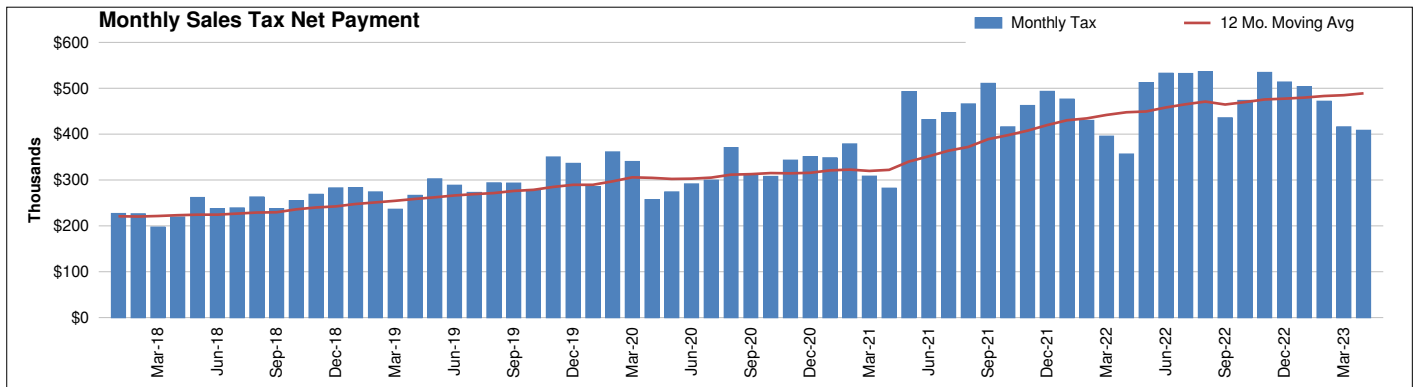
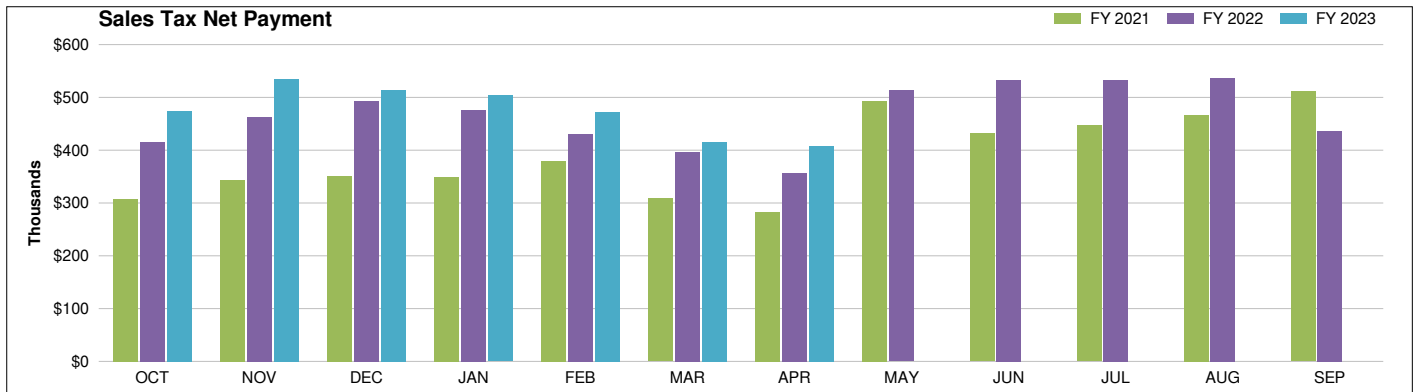


Travis Co Esd 3 - Sales Tax Net Payment Trend

	FISCAL YEAR				
	2019	2020	2021	2022	2023
Oct	\$ 254,653	\$ 279,300	\$ 307,394	\$ 415,501	\$ 473,139
Nov	\$ 268,666	\$ 350,192	\$ 343,019	\$ 462,365	\$ 534,450
Dec	\$ 282,643	\$ 336,160	\$ 350,770	\$ 493,015	\$ 513,548
Jan	\$ 283,418	\$ 285,523	\$ 348,364	\$ 475,924	\$ 503,201
Feb	\$ 273,685	\$ 361,184	\$ 378,720	\$ 429,775	\$ 471,711
Mar	\$ 236,128	\$ 340,129	\$ 308,329	\$ 395,443	\$ 415,831
Apr	\$ 266,086	\$ 256,978	\$ 281,826	\$ 356,380	\$ 408,313
May	\$ 302,117	\$ 273,688	\$ 492,495	\$ 512,476	
Jun	\$ 288,481	\$ 291,021	\$ 431,322	\$ 532,652	
Jul	\$ 272,600	\$ 299,648	\$ 446,388	\$ 532,030	
Aug	\$ 293,513	\$ 370,269	\$ 465,749	\$ 535,990	
Sep	\$ 292,962	\$ 311,596	\$ 510,564	\$ 435,732	
YEAR	\$ 3,314,952	\$ 3,755,688	\$ 4,664,941	\$ 5,577,284	\$ 3,320,194

YoY Change 13.3% 24.2% 19.6% na

Change: FY '23/'22			
Month		Year-to-Date	
\$	%	\$	YTD %
\$ 57,638	13.9%	\$ 57,638	13.9%
\$ 72,085	15.6%	\$ 129,723	14.8%
\$ 20,533	4.2%	\$ 150,256	11.0%
\$ 27,277	5.7%	\$ 177,533	9.6%
\$ 41,936	9.8%	\$ 219,468	9.6%
\$ 20,388	5.2%	\$ 239,857	9.0%
\$ 51,933	14.6%	\$ 291,790	9.6%



Travis Co Esd 3
SALES TAX PAYMENT DETAIL

Apr-23

Fiscal Year: Oct-Sep

COLLECTIONS	Apr-22	Apr-23	Chg. \$ Chg. %	Prior FYTD	Current FYTD	Chg. \$ Chg. %
Current Period	353,538	405,146	51,607 14.6%	2,970,119	3,298,857	328,738 11.1%
Prior Period	3,344	1,619	(1,725) -51.6%	52,557	23,247	(29,310) -55.8%
Future Period	320	5,252	4,932 1541.3%	16,555	22,176	5,621 34.0%
Audit	1,568	44	(1,525) -97.2%	13,526	3,741	(9,786) -72.3%
Unidentified	236	252	16 6.6%	1,722	1,921	199 11.6%
Single Local Tax Rate	3,847	4,200	354 9.2%	32,547	37,490	4,943 15.2%
TOTAL	362,854	416,513	53,659 14.8%	3,087,027	3,387,432	300,405 9.7%
Service Fee	(7,257)	(8,330)	(1,073) 14.8%	(61,741)	(67,749)	(6,008) 9.7%
Current Retained	(7,112)	(8,164)	(1,052) 14.8%	(60,506)	(66,394)	(5,888) 9.7%
Prior Retained	7,895	8,294	399 5.1%	63,623	66,904	3,280 5.2%
NET PAYMENT	356,380	408,313	51,933 14.6%	3,028,404	3,320,194	291,790 9.6%

Travis Co Esd 3
TOP 30 COMPANIES RANK and CHANGE SUMMARY
Apr-23

Fiscal Year: Oct-Sep

Rank*	Company	NAICS Key	Prior Fiscal YTD Sales Tax Collections	Current Fiscal YTD Sales Tax Collections	Change \$	Change %	Current Fiscal YTD % Total Collections
1	OMNI BARTON CREEK, INC.	22					
2	MCCOY CORPORATION	9					
3	AMAZON.COM SERVICES INC (MARKETPLACE)	9					
4	AUSTIN READY-MIX, LLC	5					
5	AMAZON FULFILLMENT SERVICES INC	8					
6	FP LEGACY LANDSCAPING LLC	25					
7	BAREFOOT MOSQUITO AND PEST CONTROL INC	18					
8	TOP CHOICE LAWN CARE, LLC	18					
9	SKY MARKETING CORPORATION	8					
10	APPLE INC.	5					
TOP 10 LARGE** COMPANIES			1,725,029	1,876,381	151,352	8.8%	55.4%
11	J MAASS INC	4					
12	GROVE LANDSCAPES LLC	18					
13	A. M. PETROLEUM, INC.	9					
14	CENTEX MATERIALS LLC	5					
15	CITY ELECTRIC SUPPLY COMPANY	17					
16	ASAP STONE AND LANDSCAPE SUPPLY LLC.	9					
17	COPPER ROCK NURSERY, LLC	9					
18	YARDDOC LLC	18					
19	WASTEWATER OPERATIONS LLC	4					
20	NEW CINGULAR WIRELESS PCS, LLC	12					
21	LANDWEST DESIGN GROUP, LTD.	18					
22	BLUE CHEM, INC.	18					
23	MOM'S CONVENIENCE STORE INC.	9					
24	CITY OF AUSTIN	24					
25	PRASLA ENTERPRISE, A TEXAS FOR PROFIT CORPORA	9					
26	EBAY INC.	25					
27	TEXAS DISPOSAL SYSTEMS, INC.	18					
28	HITT CONTRACTING INC.	4					
29	GAS PUMPERS, LTD.	22					
30	SIGNS WEST, INC.	5					
TOP 30 LARGE COMPANIES			2,178,406	2,350,980	172,574	7.9%	69.4%
TOP 100 LARGE COMPANIES			2,630,905	2,882,116	251,210	9.5%	85.1%
4,628 OTHER LARGE COMPANIES			397,875	444,309	46,434	11.7%	13.1%
SMALL COMPANIES & OTHER			25,699	23,517	(2,182)	-8.5%	0.7%
SINGLE LOCAL TAX RATE COLLECTIONS (SLT)			32,547	37,490	4,943	15.2%	1.1%
TOTAL COLLECTIONS			3,087,027	3,387,432	300,405	9.7%	100.0%
STATE COMPTROLLER FEES			58,623	67,239	8,616	14.7%	2.0%
NET PAYMENTS			3,028,404	3,320,194	291,790	9.6%	98.0%

* Ranked by Total of Last Fiscal Year + Current Fiscal YTD

** Businesses whose detailed sales tax data is available

Travis Co Esd 3
INDUSTRY SEGMENT RANK & CHANGE

Apr-23

Fiscal Year: Oct-Sep

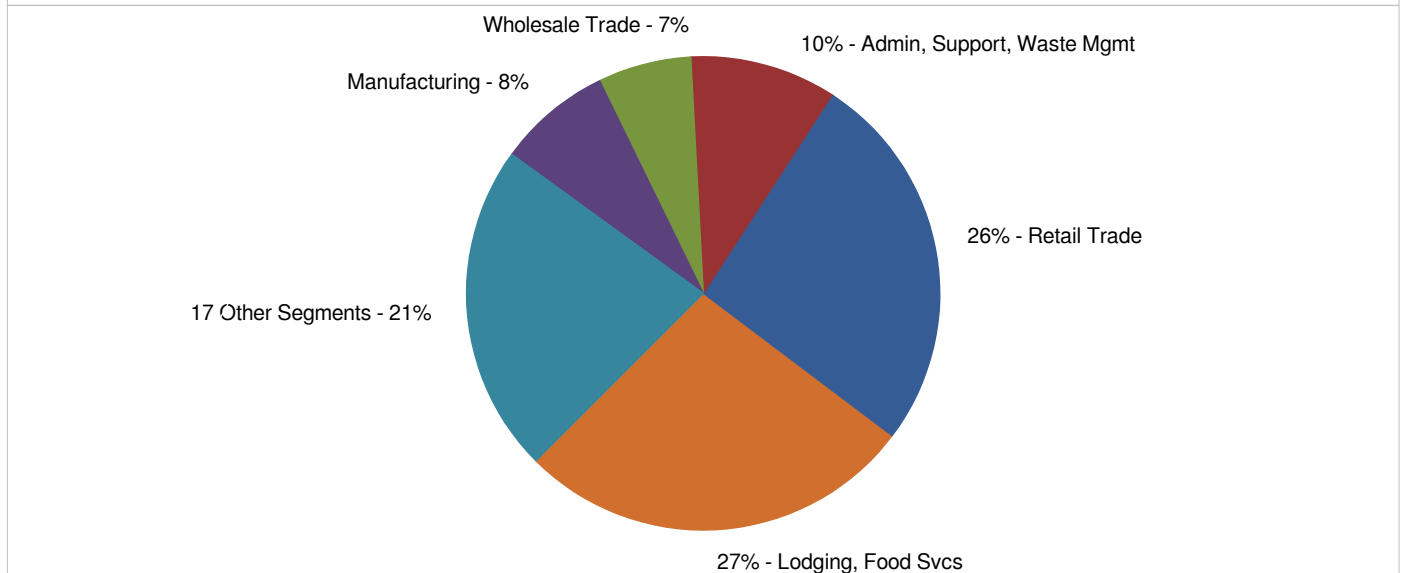
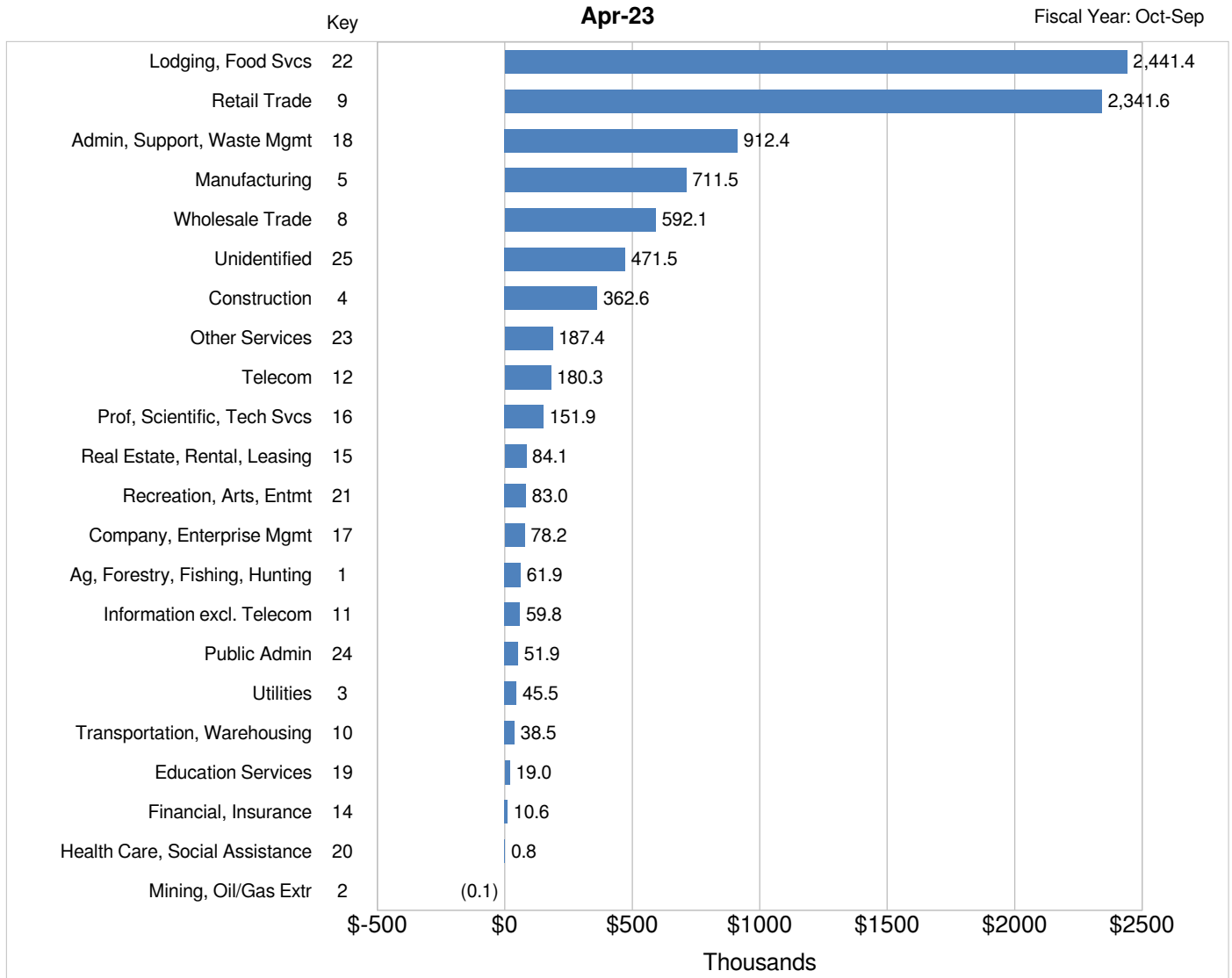
INDUSTRY SEGMENT*	% Total Current YTD Collections	Prior Fiscal YTD Sales Tax Collections	Current Fiscal YTD Sales Tax Collections	Change	
				\$	%
Lodging, Food Svcs	27.9%	790,360	928,602	138,242	17.5%
Retail Trade	25.0%	830,277	831,742	1,465	0.2%
Admin, Support, Waste Mgmt	10.2%	297,116	337,808	40,692	13.7%
Manufacturing	7.3%	285,233	243,614	(41,619)	-14.6%
Wholesale Trade	6.7%	200,435	222,425	21,990	11.0%
Top 5	77.1%	2,403,421	2,564,191	160,770	6.7%
Unidentified	5.1%	161,574	169,161	7,587	4.7%
Construction	4.9%	102,165	163,952	61,787	60.5%
Other Services	2.2%	62,619	73,479	10,860	17.3%
Telecom	2.1%	66,255	68,876	2,621	4.0%
Prof, Scientific, Tech Svcs	1.3%	66,520	44,611	(21,908)	-32.9%
Information excl. Telecom	1.1%	26,952	35,776	8,825	32.7%
Real Estate, Rental, Leasing	1.7%	16,161	55,492	39,332	243.4%
Recreation, Arts, Entmt	1.1%	28,517	35,177	6,660	23.4%
Company, Enterprise Mgmt	0.8%	27,854	25,079	(2,775)	-10.0%
Ag, Forestry, Fishing, Hunting	0.6%	16,181	19,286	3,104	19.2%
Public Admin	0.6%	17,690	21,146	3,456	19.5%
Utilities	0.5%	13,860	17,056	3,196	23.1%
Transportation, Warehousing	0.6%	8,886	21,401	12,514	140.8%
Education Services	0.3%	5,816	8,643	2,827	48.6%
Financial, Insurance	0.1%	3,993	3,048	(945)	-23.7%
Health Care, Social Assistance	0.0%	138	556	418	303.1%
Mining, Oil/Gas Extr	-0.0%	179	(507)	(686)	-382.7%
All Other	22.9%	625,359	762,234	136,874	21.9%
TOTAL COLLECTIONS	100.0%	3,028,780	3,326,425	297,645	9.8%

INDUSTRY SEGMENT	% Change from same month Prior Year					
	Nov	Dec	Jan	Feb	Mar	Apr
Lodging, Food Svcs	29.1%	-9.7%	11.9%	14.0%	76.7%	18.2%
Retail Trade	6.3%	10.1%	-6.0%	-1.0%	-15.3%	-3.7%
Admin, Support, Waste Mgmt	11.7%	0.7%	16.7%	19.7%	8.5%	35.7%
Manufacturing	3.1%	-3.4%	-38.2%	-0.7%	-32.5%	-12.1%
Wholesale Trade	3.5%	16.0%	6.5%	29.0%	-33.3%	15.0%
All Others	20.2%	29.7%	32.9%	11.1%	16.1%	35.3%
TOTAL COLLECTIONS	15.7%	5.0%	6.1%	9.5%	5.2%	14.0%

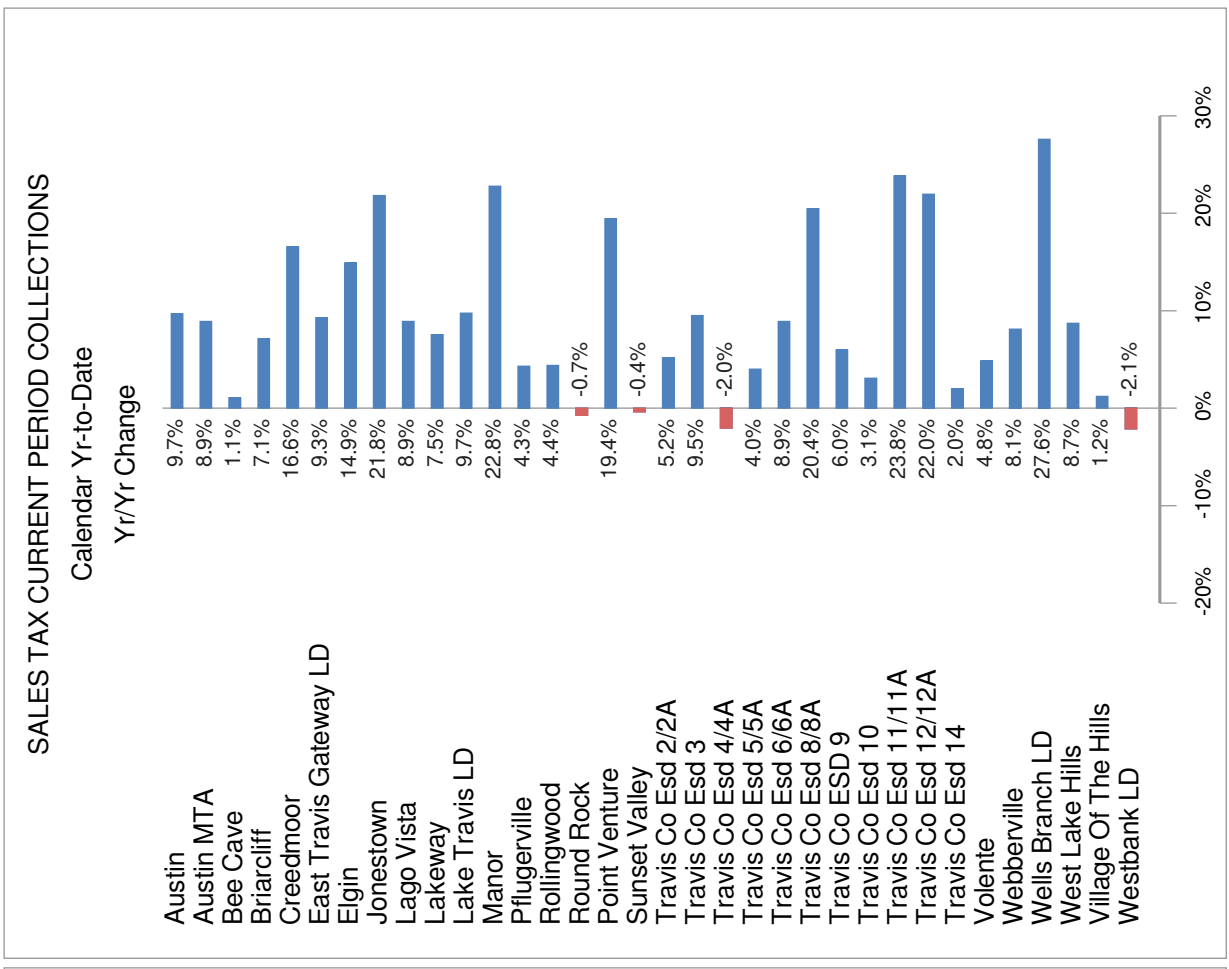
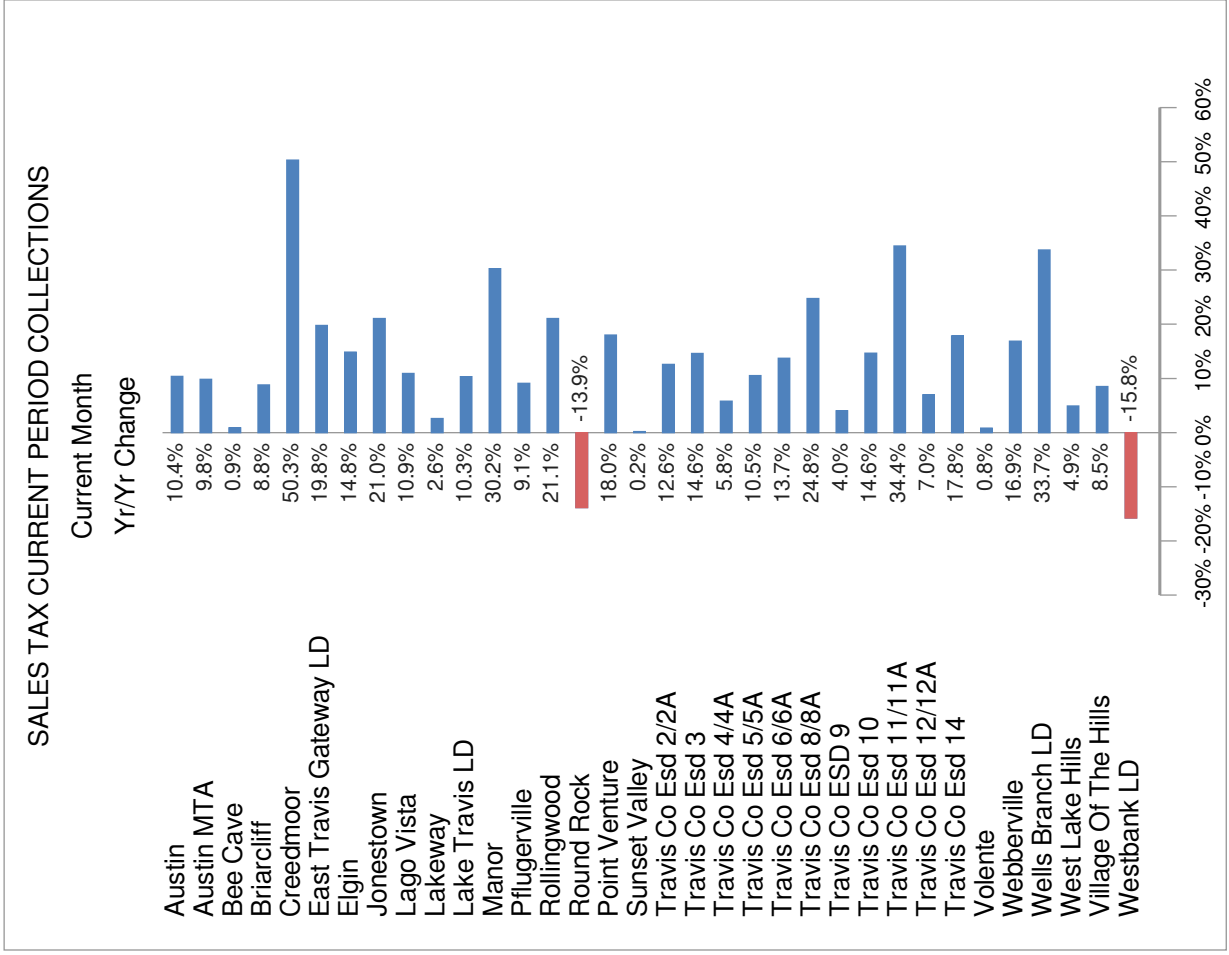
* Ranked by Current + Prior YTD Collections

INDUSTRY SEGMENT SALES TAX RANK & DISTRIBUTION

(Prior Fiscal Year + Current Fiscal Year-to-Date)



SALES TAX TREND TRAVIS COUNTY Apr-23



NAICS KEY

Code	Industry Segment
1	Ag, Forestry, Fishing, Hunting
2	Mining, Oil/Gas Extr
3	Utilities
4	Construction
5	Manufacturing
6	Included in Key No. 5
7	Included in Key No. 5
8	Wholesale Trade
9	Retail Trade
10	Transportation, Warehousing
11	Information excl. Telecom
12	Telecom
13	Included in Key No. 11
14	Financial, Insurance
15	Real Estate, Rental, Leasing
16	Prof, Scientific, Tech Svcs
17	Company, Enterprise Mgmt
18	Admin, Support, Waste Mgmt
19	Education Services
20	Health Care, Social Assistance
21	Recreation, Arts, Entmt
22	Lodging, Food Svcs
23	Other Services
24	Public Admin
25	Unidentified

Oak Hill Fire Department
Travis County Emergency Services District #3

Station 301
Circle Drive
9211 Circle Drive
Austin, Texas 78736
512-288-5576
Fax 512-288-5903



Station 302
Barton Creek
4111 Barton Creek
Austin, Texas 78735
Admin 512-288-5534
Fax 512-288-5844

March 2023 Chief's Report

Significant Events

March 9 (C) – Structure Fire – AutoAid Given (CE-Bar) – 2108 N Cuernavaca Dr

[Engine 303] E303 was called out for a reported box alarm. E303 arrived 4th engine and level 1 staged on a working fire. E303 was then asked to assist with pulling 5-inch hose to E902 at the hydrant, but during that task, E303 was changed to Inside Truck/Inside Division. E303 crew then moved to the structure and entered. Officer became Inside Division and quickly asked Fire Attack for a CAN report. Had E303 work on a primary search and secondary with RES31. Two cats had been found and removed safely from the building by SQ903. Had crews continue putting the fire out and salvage and overhaul. After fire was knocked down crews continued air monitoring and overhaul. Inside crews assisted Outside Division with overhaul of the vented roof. Had crew continue recycle and rehab to maintain freshness in crews. After fire was out, command asked for Inside Division to go to rehab so transferred Inside Division to LAD17. It was later found during the fire that the house had solar panels on the roof above the fire area but power was disconnected. At the end, a PIR was conducted to talk about the operations on the scene. E303 was cleared after assisting with clean up and gathering equipment. E303 cleared OOS decon to Station 302 for clean-up and swap gear.

[Battalion 302] Battalion 302 was dispatched to a structure fire in ESD10. Enroute, a collision was noticed and after a quick assessment it was obvious this was a minor collision and did not require the units dispatched to the structure fire to stop. Other units were assigned to the traffic incident. BAT302 proceeded down Cuernavaca to the structure fire. The initial assessment from E1002 was that there was light gray and brown smoke coming from the eaves of a two-story structure on the CD side with a two-story structure exposure on the AB side. They announced they will be pulling a 3" to the front of the house with a 1¾" line for attack of a fire on the second floor.

On arrival, BAT302 took command and repeated radio traffic already stated. I assigned E901 to backup E1002, E902 as water supply and then RIC, E303 to Inside Division/Inside Truck. The fire had spread to the attic but the interior crews were able to access it quickly due to the building construction and knock it down. RES31 and LAD17 arrived as the fire was under control. All benchmarks were announced: 2in/2out, Primary and Secondary search, utilities, etc.

After a PIR, I cleared all units except E1002 and E902 for mop up. BAT302 returned to the station.

March 18 (B) – Structure Fire – AutoAid Received (Austin) – 10029 Clemente Cir

[Engine 301] E301 arrived on scene and reported a two-story residential structure with nothing showing from the exterior and would be investigating. The occupants of the home in the front yard met E301. Everyone in the family was accounted for and the fire was out. The homeowner stated that the house started to smell like smoke, black embers began coming out of the fireplace, and flames could be seen from the chimney. The homeowner's son extinguished the fire in the fireplace. E301 used the TIC to check for extension in the wall and high heat. Q51 arrived on the scene and took command. E301 conducted a face-to-face with the Captain. E301 made access to the interior wall using an attic hatch door. E301 could get a visual of the fireplace flue and the inside wall, and no heat was showing or indications of burning. E301 and Q51 cleared.

March 21 (C) – Structure Fire – AutoAid Given (Austin) – 8220 W SH 71 #243

[Quint 302] Q302 was called out for a still alarm reported oven fire. E37 arrived on the scene and the fire was out and requested Q302 for ventilation to remove smoke and overhaul. After the smoke was removed Q302 was then cleared the scene.

Aid Responses

Austin

Travis County ESD #1

Pflugerville – TCESD #2

Manchaca – TCESD #5

Lake Travis FR – TCESD #6

Pedernales – TCESD #8

Westlake – TCESD #9

CE-Bar – TCESD #10

Manor – TCESD #12

North Hays County

Total

March	
Received	Given To
20	13
0	0
0	0
0	0
0	2
0	0
6	2
0	1
0	1
0	0
26	19

2023	
Received	Given To
67	41
0	0
0	0
1	0
2	4
0	0
18	6
0	4
0	4
0	1
88	60

Operations & Training

Unscheduled OT hours

Sick and Vacation hours taken

Part Time hours

Injuries

Injuries lost time hours

Physical Activity

Volunteer Hours Contributed

Training: Contact Classes Delivered

Training: Contact Hours Delivered

Staff Turnover

March	2023
281	1,005
745	2,372
0	0
0	0
240	720
97	422
28	90
149	916
344	2,250
0	0

Special Projects Status

- We have hired Jacqueline Elkins as our part-time Administrative Assistant. She began work on April 10 and is already helping us make great progress.
- We have just offered the full-time Training Coordinator position to Kevin Burke, who previously worked with us as a full-time firefighter eight years ago before accepting a full-time position with San Antonio Fire. We anticipate making a job offer to fill the part-time Training Coordinator position prior to the meeting Monday night.
- We are scheduled to meet with the Highway 290 Corridor study vendor (Michael Rainey and Associates) on the afternoon of Thursday, April 27. We have already provided them with the response information and GIS contacts they requested. They are anticipating a preliminary analysis by August 1 and final report completion by October 1.
- Some of the bills we are tracking in the state legislature continue to move through the process while others have stalled and may not make it out of committee. We'll continue watching and providing updates as these continue to move through.

Our average response time this month was 6:09 for all emergency incidents.

Our 90th percentile response time this month was 9:54 for all emergency incidents.

Our 50th percentile (median) response time this month was 5:43 for all emergency incidents.

